

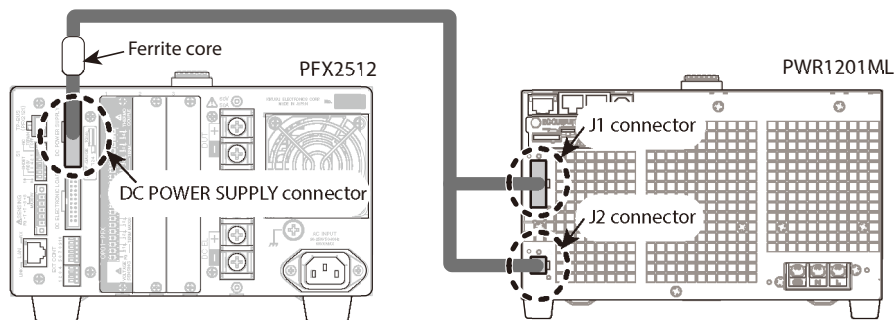
# Instruction manual

## Interface Cable **SC07-PFX**

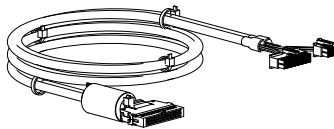
The SC07-PFX is a dedicated cable for use in connecting a Kikusui PFX2500 Series Charge / Discharge System Controller to a Kikusui PWR-01 Series Regulated DC power supply. Because the cables that are necessary for making this connection are already assembled, you can connect the system controller and the DUT easily and in a short amount of time. Before you use the product, thoroughly read the “⚠ Safety Symbols” and “⚠ Safety Precautions” that are written in the PFX2500 Series Charge / Discharge System Controller operation manual.

When shipped from the factory, a protective socket is attached to the J1/ J2 connector of the PWR-01 series. Store this socket so that you can reuse it when the cable is removed.

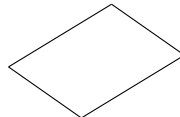
Example of Connecting a PFX2512 to the PWR1201ML



### Checking the Package Contents



SC07-PFX [With core] (1 pc.)  
Length: Approx. 1 m



Operation manual  
(This manual, 1 copy)

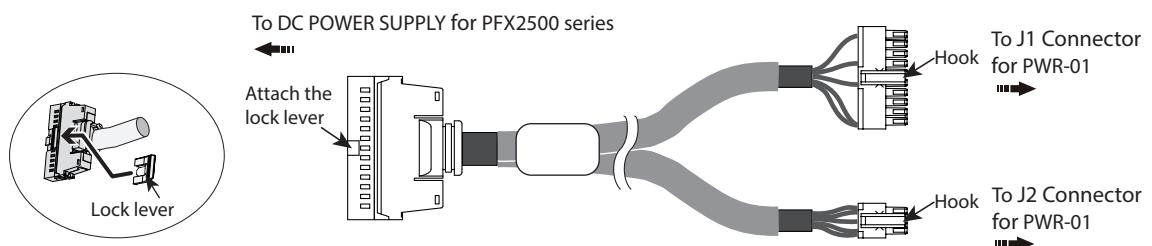
Check that all parts are included and that they are not damaged. If any of the parts are damaged or missing, contact your Kikusui agent or distributor.

### How to Use

Check that the POWER switch is turned off. Insert it securely using the lock lever and hook. Check that it does not fall out.



**CAUTION** When removing a cable from a device, remove it while holding the connector's lock lever or hook without pulling on the cable.



## KIKUSUI ELECTRONICS CORP.

1-1-3 Higashiyamata, Tsuzuki-ku, Yokohama,  
224-0023, Japan  
Tel: +81-45-482-6353 Fax: +81-45-482-6261

Website

<http://www.kikusui.co.jp/en>

The newest version of the operation manual can be downloaded from Download service of Kikusui website. © 2018

