

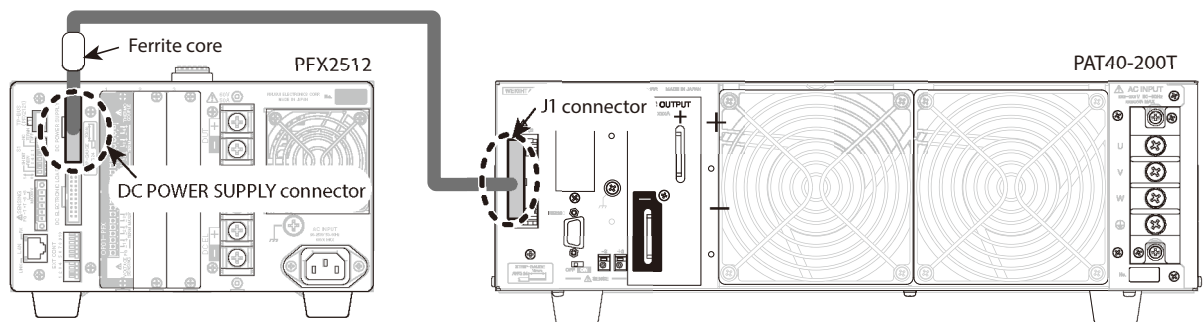
Instruction manual

Interface Cable **SC01-PFX**

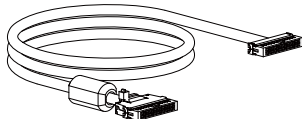
The SC01-PFX is a dedicated cable for use in connecting a Kikusui PFX2500 Series Charge / Discharge System Controller to a Kikusui PAT-T Series Regulated DC power supply. Because the cables that are necessary for making this connection are already assembled, you can connect the system controller and the DUT easily and in a short amount of time. Before you use the product, thoroughly read the “ ⚠ Safety Symbols” and “ ⚠ Safety Precautions” that are written in the PFX2500 Series Charge / Discharge System Controller operation manual.

When shipped from the factory, a protective socket is attached to the J1 connector of the PAT-T series. Store this socket so that you can reuse it when the cable is removed.

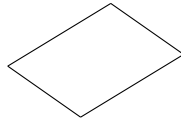
Example of Connecting a PFX2512 to the PAT40-200T



Checking the Package Contents



- SC01-PFX [With core] (1 pc.)
Length: Approx. 1 m



- Operation manual
(This manual, 1 copy)

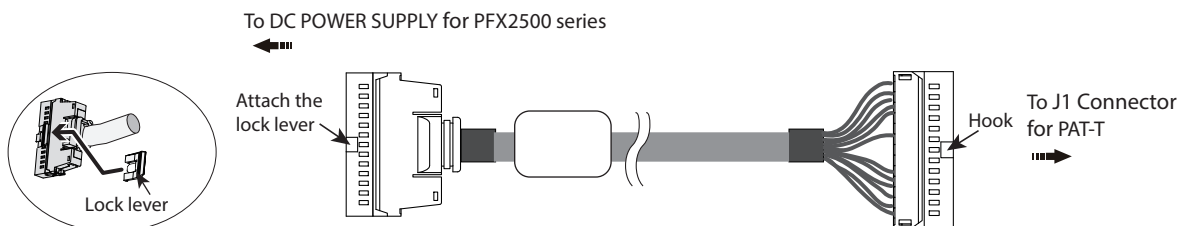
Check that all parts are included and that they are not damaged. If any of the parts are damaged or missing, contact your Kikusui agent or distributor.

How to Use

Check that the POWER switch is turned off. Insert it securely using the lock lever and hook. Check that it does not fall out.



CAUTION When removing a cable from a device, remove it while holding the connector's lock lever or hook without pulling on the cable.



KIKUSUI ELECTRONICS CORP.

1-1-3 Higashiyamata, Tsuzuki-ku, Yokohama,
224-0023, Japan
Tel: +81-45-482-6353 Fax: +81-45-482-6261

Website <http://www.kikusui.co.jp/en>

The newest version of the operation manual can be downloaded from Download service of Kikusui website. ©2018

